


BOTANICAL POPPIES

PAVOTS - PLANCHE BOTANIQUE

COLOURED CROSS STITCH CHART
 DIAGRAMME POINT DE CROIX EN COULEURS



© 2020 / ALL RIGHTS RESERVED WORLDWIDE

DMC LIBRARY - BIBLIOTHÈQUE DMC


BOTANICAL POPPIES

PAVOTS - PLANCHE BOTANIQUE

CROSS STITCH CHART - DIAGRAMME PONT DE CROIX

© 2020 / ALL RIGHTS RESERVED WORLDWIDE

DMC LIBRARY - BIBLIOTHÈQUE DMC



BOTANICAL POPPIES

PAVOTS - PLANCHE BOTANIQUE

GETTING STARTED - COMMENCER

TOOL KIT / FOURNITURES

DMC SIX STRAND EMBROIDERY FLOSS 25 ART.117/
DMC MOULINÉ SPECIAL 25 ART.117
CROSS STITCH FABRIC / AIDA 14 CT / TOILE AIDA 5,5 PTS/CM
CROSS STITCH NEEDLE / AIGUILLE A BRODER
EMBROIDERY HOOP (OPTIONAL) / TAMBOUR (OPTIONNEL)
SCISSORS / CISEAUX

DESIGN SIZE / DIMENSIONS DESSIN
6,97 X 6,33" / 14,3 X 16,1 CM

THE SIZE OF YOUR DESIGN DEPENDS ON THE CROSS STITCH FABRIC YOU CHOOSE. THE HIGHER THE FABRIC'S "COUNT" (IE NUMBER OF CROSS STITCHES PER INCH), THE SMALLER THE STITCHES AND THEREFORE YOUR DESIGN. WE RECOMMEND BEGINNERS START WITH 14 COUNT AIDA (THE MOST COMMON CROSS STITCH FABRIC), WHICH IS WHAT WE HAVE BASED OUR DESIGN SIZE ON.

LA TAILLE DE VOTRE DESSIN DÉPEND DE LA TOILE POINT DE CROIX QUE VOUS CHOISISSEZ.

PLUS LE NOMBRE DE POINT DE CROIX PAR CENTIMÈTRE EST ÉLEVÉ, PLUS LES POINTS ET LA BRODERIE SERONT PETITS. NOUS RECOMMANDONS AUX DÉBUTANTS DE COMMENCER EN UTILISANT UNE TOILE AIDA 5,5 PTS/CM (LA TOILE DE POINT DE CROIX LA PLUS UTILISÉE), SUR LAQUELLE NOUS AVONS BASÉ NOTRE DESSIN.

BOTANICAL POPPIES

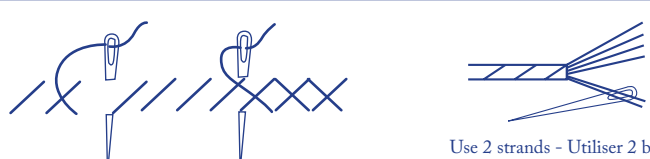
PAVOTS - PLANCHE BOTANIQUE -

GETTING STARTED - COMMENCER

STITCHES AND COLOURS YOU'LL USE


LÉGENDE : POINTS ET COULEURS

CROSS STITCH POINT DE CROIX



Use 2 strands - Utiliser 2 brins

























































BACK STITCH POINT ARRIÈRE













Use 1 strand - Utiliser 1 brin

COLOUR / COULEURS

DMC SIX STRAND EMBROIDERY FLOSS 25 ART.117 /
DMC MOULINÉ SPECIAL 25 ART.117


SYMBOL SYMBOLE	COLOUR COULEUR	N° SKEINS N° ECH.	SYMBOL SYMBOLE	COLOUR COULEUR	N° SKEINS N° ECH.
		819			223
		x 1			x 1
		15			608
		x 1			x 1
		967			562
		x 1			x 1
		726			606
		x 1			x 1
		954			561
		x 1			x 1
		3341			666
		x 1			x 1
		703			814
		x 1			x 1


SYMBOL SYMBOLE	COLOUR COULEUR	N° SKEINS N° D'ÉCHEVETTES
	15	
	967	
	3341	
	703	
	223	
	606	included in cross stitch
	561	
	666	
	814	
	310	

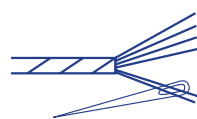
© 2020 / ALL RIGHTS RESERVED WORLDWIDE

DMC LIBRARY - BIBLIOTHÈQUE DMC

FRENCH KNOT POINT DE NOEUD



SYMBOL SYMBOLE	COLOUR COULEUR	N° SKEINS N° D'ÉCHEVETTES
	310	included in cross stitch



Use 2 strands - Utiliser 2 brins